

RESONON

Hyperspectral Imaging Solutions



Product Catalog

JUNE 2022

Product Catalog

JUNE 2022



Table of Contents

Hyperspectral Imaging Cameras..... 3

 Pika L and Pika XC2..... 4

 Pika IR and Pika IR+..... 5

 Pika IR-L and Pika IR-L+..... 6

 Pika UV..... 7

Objective Lenses..... 8

Airborne System..... 11

Outdoor System..... 12

Benchtop Systems..... 13

 Reflectance Configuration..... 13

 Reflectance-Transmission Configuration..... 14

 Transmission Benchtop Add-On Kit..... 15

 Large Samples Configurations..... 16

Software..... 17

Support..... 18

Hyperspectral Imaging Cameras

Pika L and Pika XC2

400 – 1000 nm
Visible + Near Infrared (VNIR)

See page 4.



The Pika L is small and lightweight, ideal for drone-based remote sensing.



The Pika XC2 is very high precision, used for cutting-edge research applications.

Pika IR and Pika IR+

(formerly Pika NIR-320 and 640)
900 – 1700 nm
Near Infrared (NIR)

See page 5.



The Pika IR and Pika IR+ are fast and affordable. They are ideal for ground-based research and for machine vision applications.

Pika IR-L and Pika IR-L+

925 – 1700 nm
Near Infrared (NIR)

See page 6.



The Pika IR-L and Pika IR-L+ are light-weight, compact imagers with very high spectral resolution. They are ideal for drone-based remote sensing applications.

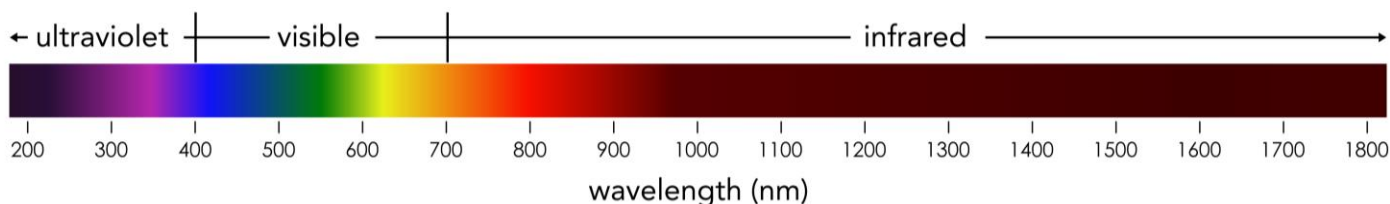
Pika UV

(formerly Pika NUV2)
330 – 800 nm
Near Ultraviolet + Visible (NUV + VIS)

See page 7.



The Pika UV is capable of sensing in the NUV spectral range, offering unique spectral information for applications in both research and industrial settings.



Pika L and Pika XC2

400 – 1000 nm
Visible + Near Infrared (VNIR)

Pika L



The Pika L is lightweight, compact, and cost-effective. It is ideal for drone-based remote sensing applications.

Pika XC2



The Pika XC2 has very high spatial and spectral resolutions. It is best used for laboratory and ground-based research requiring very high precision.

See page 8 for objective lens options.

	Pika L	Pika XC2
Spectral range	400 – 1000 nm	400 – 1000 nm
Spectral channels	281	447
Spectral bandwidth	2.1 nm	1.3 nm
Spectral resolution (FWHM)	3.3 nm	1.9 nm
Spatial channels	900	1600
Max frame rate	249 fps	165 fps
Interface	USB 3.0	USB 3.0
Weight, no lens	0.6 kg	2.4 kg
Dimensions	100 x 125 x 53 mm	101 x 275 x 74 mm



Pika L Airborne Remote Sensing System (page 9)



Pika XC2 Benchtop System (page 11)

Pika IR and Pika IR+

(formerly Pika NIR-320 and NIR-640)
900 – 1700 nm
Near Infrared (NIR)

Pika IR



The Pika IR is a high-speed, cost-effective infrared imager, ideal for machine vision applications.

Pika IR+



The Pika IR+ has high spatial resolution and very high spectral resolution, providing excellent data quality.

See page 8 for objective lens options.

	Pika IR	Pika IR+
Spectral range	900 – 1700 nm	900 – 1700 nm
Spectral channels	164	328
Spectral bandwidth	4.9 nm	2.5 nm
Spectral resolution (FWHM)	8.8 nm	5.6 nm
Spatial channels	320	640
Max frame rate	520 fps	249 fps
Interface	GigE	GigE
Weight, no lens	3.0 kg	3.0 kg
Dimensions	114 x 270 x 89 mm	114 x 270 x 89 mm



Pika IR/IR+ Airborne UAV System (page 9)

Pika IR-L and Pika IR-L+

925 – 1700 nm
Near Infrared (NIR)

Pika IR-L



The Pika IR-L is a high-speed, light-weight infrared imager, ideal for drone-based remote sensing applications.

Pika IR-L+



The Pika IR-L+ has high spatial resolution and very high spectral resolution, providing outstanding data quality.

See page 9 for objective lens options.

	Pika IR-L	Pika IR-L+
Spectral range	925 – 1700 nm	925 – 1700 nm
Spectral channels	236	470
Spectral bandwidth	3.3 nm	1.7 nm
Spectral resolution (FWHM)	5.9 nm	3.8 nm
Spatial channels	320	640
Max frame rate	364 fps	176 fps
Interface	GigE	GigE
Weight, no lens	1.0 kg	1.0 kg
Dimensions	210 x 68 x 63 mm	210 x 68 x 63 mm



Pika IR-L/IR-L+
Airborne UAV System
(page 10)

Pika UV

(formerly Pika NUV2)

330 – 800 nm

Near Ultraviolet + Visible (NUV + VIS)

Pika UV



The Pika UV is a unique hyperspectral camera that measures ultraviolet light.

Many materials that appear similar to the human eye have distinct UV signals. Plant science, entomology and ornithology are a few of the research areas where UV light plays a significant role.



True-color image (LHS) and 360 nm image (RHS) showing “bullseye”

See page 8 for objective lens options.

	Pika UV
Spectral range	330 – 800 nm
Spectral channels	255
Spectral bandwidth	1.84 nm
Spectral resolution (FWHM)	2.8 nm
Spatial channels	1500
Max frame rate	142 fps
Interface	USB 3.0
Weight, no lens	2.2 kg
Dimensions	107 x 230 x 85 mm



Pika UV Benchtop System (page 11)

NOTE: Because halogen lights do not emit below 355 nm, an additional ultraviolet light is used to augment the standard halogen line light in the benchtop system.

Objective Lenses

Objective lenses determine the field of view for each hyperspectral camera.

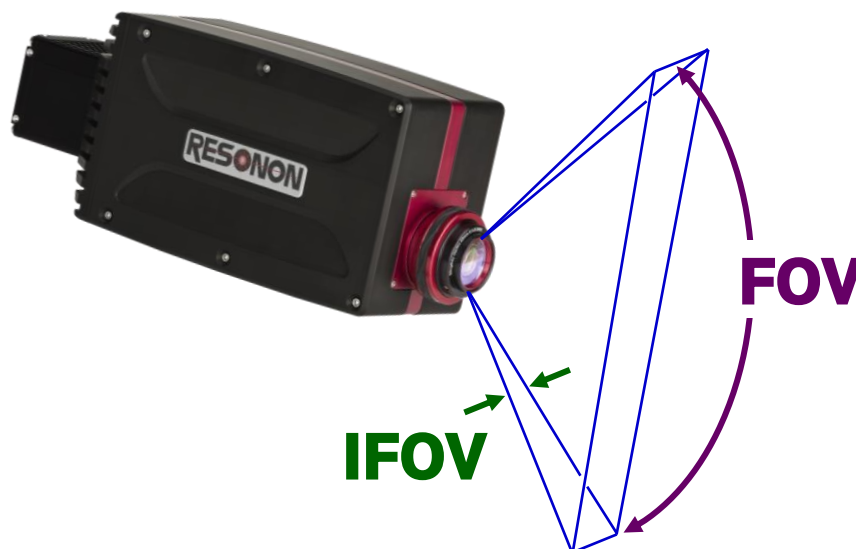


Field of View (FOV)

The Field of View defines the long dimension of the line imaged by the hyperspectral camera, reported in units of degrees. The user can change the FOV by changing the objective lens. See the tables below to identify the lens that provides the optimal FOV for each application.

Instantaneous Field of View (IFOV)

The Instantaneous Field of View defines the narrow dimension of the line imaged by the hyperspectral camera, reported in units of milli-radians.



Objective Lenses: Specifications

	Notes	FOV (deg)	IFOV (mrads)
Pika L (page 4)			
70 mm		4.3	0.17
50 mm		6.0	0.24
23 mm	standard on benchtop and outdoor systems	13.1	0.52
17 mm	standard on airborne systems	17.6	0.71
12 mm		24.8	1.00
8 mm		36.5	1.50
6 mm		47.4	2.00
Pika XC2 (page 4)			
70 mm		7.7	0.17
50 mm		10.7	0.24
23 mm	standard on benchtop and outdoor systems	23.1	0.52
17 mm	standard on airborne systems	30.8	0.71
12 mm		42.7	1.00
8 mm		60.8	1.50
6 mm		76.0	2.00
Pika IR (page 5)			
100 mm		5.5	0.30
75 mm		7.3	0.40
50 mm		11.0	0.60
25 mm	standard on all systems	21.7	1.20
6.0 mm		77.3	5.00
Pika IR+ (page 5)			
100 mm		5.5	0.15
75 mm		7.3	0.20
50 mm		11.0	0.30
25 mm	standard on all systems	21.7	0.60
6.0 mm		77.3	2.50

Objective Lenses: Specifications, continued

	Notes	FOV (deg)	IFOV (mrads)
Pika IR-L (page 6)			
100 mm		5.5	0.30
75 mm		7.3	0.40
50 mm		11.0	0.60
25 mm	standard on all systems	21.7	1.20
6.0 mm		77.3	5.00
Pika IR-L+ (page 6)			
100 mm		5.5	0.15
75 mm		7.3	0.20
50 mm		11.0	0.30
25 mm	standard on all systems	21.7	0.60
6.0 mm		77.3	2.50
Pika UV (page 7)			
60 mm		8.4	0.40
24 mm	standard on all systems	20.5	1.00

Airborne Systems

Complete hyperspectral imaging systems for remote sensing.
Includes all hardware and software necessary for georegistered hyperspectral data.

Standard Kit Components:

- Data Acquisition Unit
- Ellipse N GPS/IMU
- Georectification Software
- Post-Processing & Analytical Software
- System Mount for UAV's or Piloted Aircraft
- Radiometric Calibration & Calibration Target
- Protective Travel Case

Complete System Weight (kg / lb)	
Pika L	1.59 / 3.51
Pika XC2	3.37 / 7.41
Pika IR/IR+	4.31 / 9.48
Pika IR-L/IR-L+	1.98 / 4.37
Pika UV	3.07 / 6.75

Options:

- VNIR Downwelling Irradiance Sensor
- Emlid RTK Base Station and Compatible Radio (for centimetric positioning and increased orientation accuracy)
- Ellipse D dual antenna GPS/IMU
- Training Services (price varies, contact us)



Pika L Airborne
UAV System



Pika IR-L/IR-L+ Airborne
UAV System



Pika XC2 Piloted
Aircraft System

Outdoor Systems

Complete hyperspectral system designed for outdoor measurements.
Includes all hardware and software to acquire and analyze hyperspectral data.

The imager is mounted to a rotation stage on a tripod that rotates to scan the scene.

Standard Kit Components:

- Rotational Scanning Stage & Tripod
- Ruggedized Data Acquisition Laptop & Spectronon Software
- Radiometric Calibration
- Calibration Target
- Power Supply
- Protective Travel Case

The kit may be purchased without the computer, but with the Spectronon software license provided.



Benchtop System: Reflectance Configuration

Complete hyperspectral system designed for laboratory measurements.
Includes all hardware and software to acquire and analyze hyperspectral data.

The linear translation stage holds the sample and translates across the field of view.

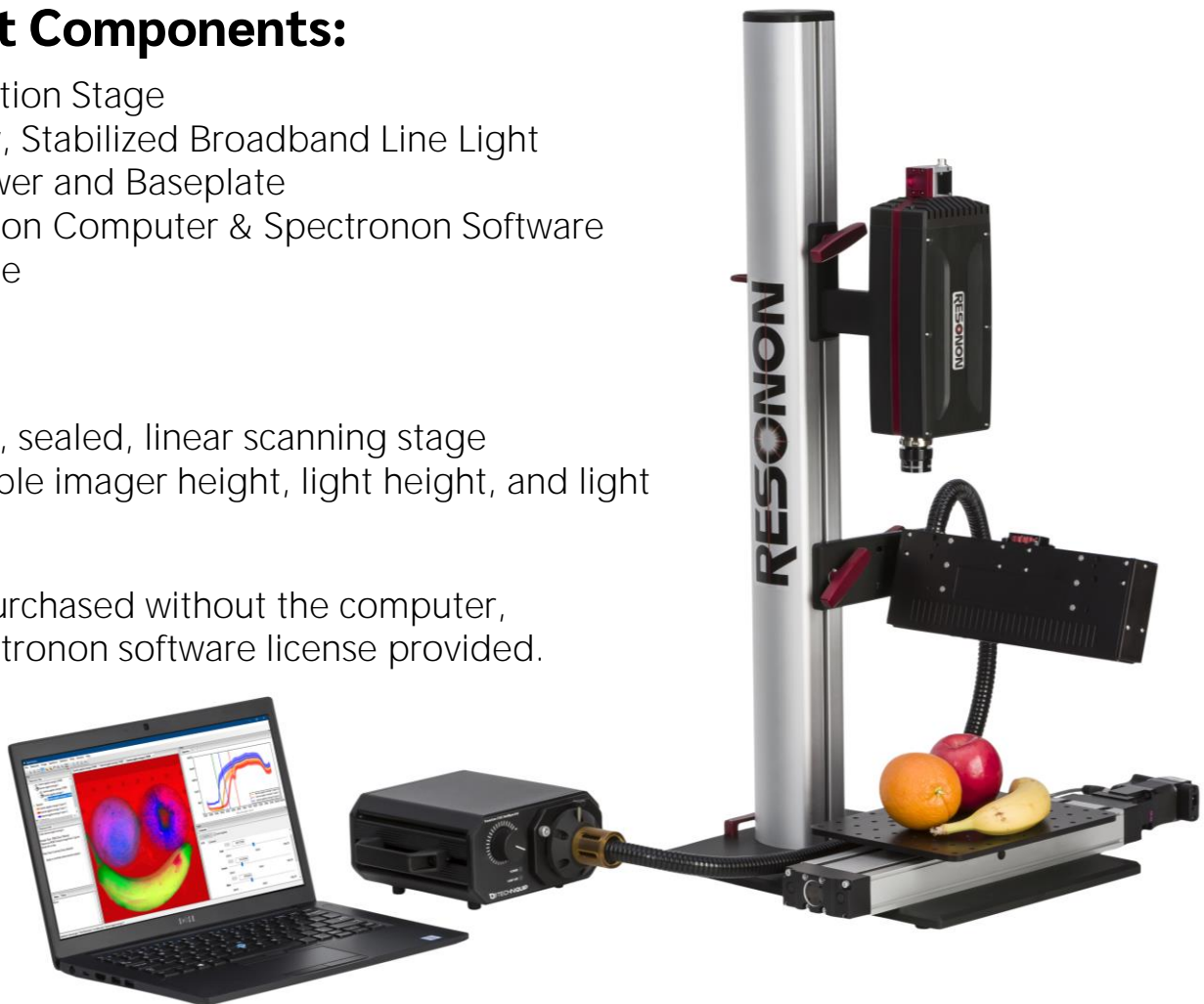
Standard Kit Components:

- Linear Translation Stage
- High-Intensity, Stabilized Broadband Line Light
- Mounting Tower and Baseplate
- Data Acquisition Computer & Spectronon Software
- Calibration Tile

Features:

- High-capacity, sealed, linear scanning stage
- Easily adjustable imager height, light height, and light angle

The kit may be purchased without the computer, but with the Spectronon software license provided.



Custom stage and lighting configurations are available.

Contact us for details.

Benchtop System: Reflectance-Transmission Configuration

Complete hyperspectral system designed for laboratory measurements.
Includes all hardware and software to acquire and analyze hyperspectral data.

Clear stage with option for both above (reflectance) and below (transmission) lighting.

System Components:

- Linear Translation Stage with Clear Tray
- High-Intensity, Stabilized Line Light Assembly
- Backlight Housing
- Mounting Tower and Baseplate
- Data Acquisition Computer & Spectronon Software
- Calibration Tile

Features:


- High-capacity, sealed, linear scanning stage
- Line light quickly moves between transmission and reflectance configurations
- High-intensity stabilized line light
- Easily adjustable angle / height for the light (reflectance)
- Easily adjustable imager height (both configurations)

The kit may be purchased without the computer, but with the Spectronon software license provided.

Custom stage and lighting configurations are available.
Contact us for details.



Reflectance Configuration



Transmission Configuration

Benchtop System: Transmission Benchtop Add-On Kit

Kit includes all hardware and instructions required to convert an existing Reflectance Configuration System into a Reflectance-Transmission Configuration System.

Kit Components:

- Clear Tray
- Line Light Housing Assembly for Transmission Configuration
- Mounting Brackets, Hardware and Instructions

NOTE: This kit is only compatible with new-style benchtop systems, identified by the smooth aluminum column. Old-style benchtop systems had the 80/20 column.



Benchtop System: Large Sample Reflectance Configuration

Complete hyperspectral system designed for large stationary samples.
Includes all hardware and software to acquire and analyze hyperspectral data.

The imager and lighting are mounted to a long-travel stage that is mounted to a tower(s).

Both vertical and horizontal orientations are available.

Standard Kit Components:

- 890 mm Long-Travel Linear Translation Stage
- High-Intensity Stabilized Broadband Lighting Assembly
- Mounting Towers and Baseplates
- Data Acquisition Computer & Spectronon Software
- Radiometric Calibration
- Calibration Standard

The kit may be purchased without the computer, but with the Spectronon software license provided.

Custom stage and lighting configurations are available.


Contact us for details.



Horizontal Orientation:
Pointing Forward

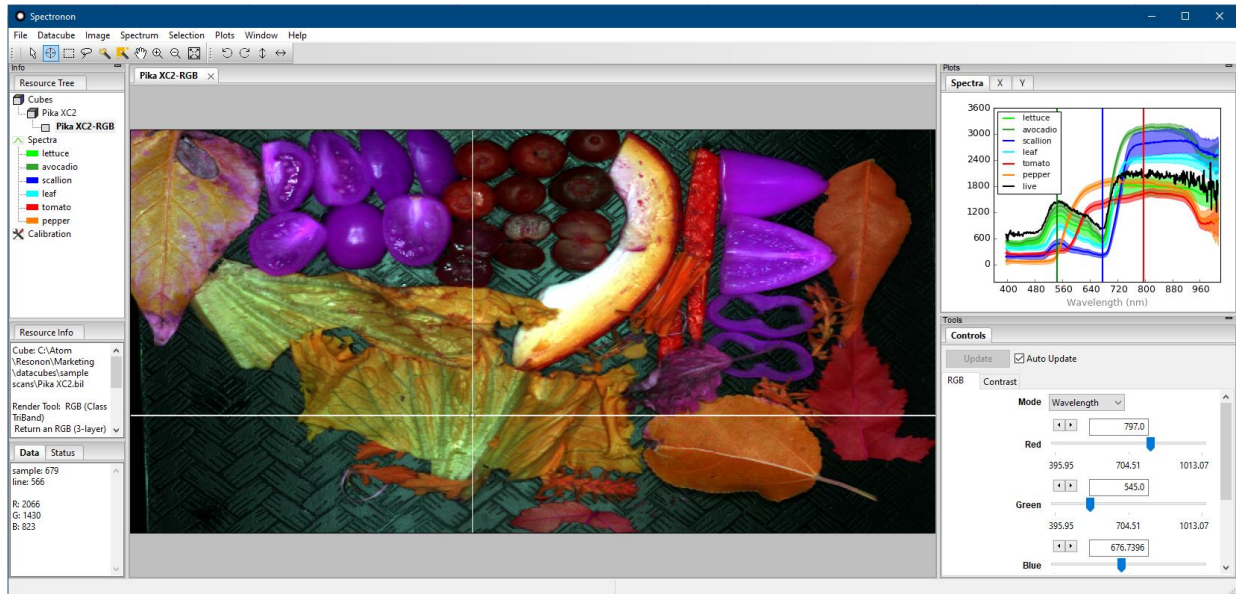


Vertical
Orientation



Horizontal Orientation:
Pointing Down

Software



Spectronon Software

SpectrononPro software is used to control Resonon's benchtop and outdoor hyperspectral imaging systems. Spectronon features many data processing, analysis, and visualization tools for hyperspectral datacubes and enables user-written plugins.

SpectrononPro comes standard with the Benchtop, Outdoor, and Airborne Systems.

A free version of Spectronon (without controls for hyperspectral cameras and systems) is available at the [downloads page](#) on our website. Sample data is also available.

Spectronon and SpectrononPro run on Windows 10 operating systems.

Software Development Kit (SDK)

A C++ SDK is available for direct control of Resonon's hyperspectral cameras. The SDK allows a user to integrate a Resonon hyperspectral camera into their custom system.

The SDK runs on Windows 10 operating systems.

Support

Resonon strives to make products that are easy-to-use and very reliable. In the event that an issue arises with one of our products, Resonon Customer Support will work with you to solve any issues.

Please email support@resonon.com with a description of the issue and Resonon Customer Support will quickly reach out to assist you.

Recalibration

As with most precision instruments, Resonon recommends a wavelength and radiometric recalibration yearly, or after any rough handling or exposure to extreme temperatures. This ensures the best performance from your hyperspectral imaging system.

Warranty

All equipment comes with a 2-year warranty. An additional year of warranty can be purchased.

Official Terms and Conditions for Sale can be found [here](#).

Details of our Warranty and Repairs policies can be found [here](#).

Repairs

If repairs are required, please contact us. We will quickly issue an RMA number and provide shipping guidance.

If the system is under warranty we will repair and return it, otherwise after examination we will provide an estimate for repair costs.