

Elastocon®

Ageing ovens for high precision ageing of rubber and plastic materials

Elastocon has developed and produced high precision ageing cabinets and cell ovens for ageing of polymer materials since 1987.

Benefitting from this long experience, our ageing ovens represent a major step forward in the design of such instruments.

Elastocon manufactures a range of ageing ovens for precision ageing of rubbers and plastics under controlled conditions. Our ovens conform to ISO 188, IEC 811 and other ageing standards. Some of the standards are mentioned in the technical specifications.

The ovens are designed to give very low temperature variations in time and space, low or high air speed and controlled air exchange rate. Precise control of temperature, air speed and air exchange rate have been shown to be very important to achieve high repeatability and reproducibility when doing heat ageing tests of polymer materials.

Research done in Sweden shows that the air speed is a very important factor, influencing the ageing results by increased evaporation of softeners and antioxidants, and by increased oxidation at higher air speeds.

Elastocon ageing ovens have a low air speed, dependant of the air exchange rate only, or specified high air speed (1 m/s) to allow tests to be performed investigating the influence of air speed.



Cabinet oven EB 04-II with air supply that requires external air and a flow meter that can be set between 3 to 20 changes per hour.



Cell oven EB 20 equipped with 6 cells, each with individual temperatures, and flow meters that can be set between 3 to 20 changes per hour.

Specified requirements for ageing ovens

Ageing ovens is a standardized expression with very well specified requirements for different features that has been proven to be important to have a reliable ageing especially for polymeric materials. Studies have shown the importance of the control of:

- Temperature variations in time
- Temperature variations in space
- Air speed inside the oven
- Air exchange rate and also the presence of the same

The temperature accuracy is very important for heat ageing tests, as a 1 °C error in temperature corresponds to around 10 % error in test time.

| Requirement | High precision ageing ovens | Laboratory ovens |
|------------------------------------|-----------------------------|------------------|
| Temperature accuracy in time | Yes, strict requirements | Yes |
| Temperature accuracy in space | Yes | No |
| Specified air speed | Yes | No |
| Specified air direction | Yes | No |
| Specified air exchange rate | Yes | No |
| Specified extra temperature sensor | Yes | No |

Comparison of cell ageing ovens and cabinet ageing ovens



| | Cell ageing ovens | Cabinet ageing ovens |
|--|---|--|
| Inner volume | Smaller, 100 × 300 mm | Bigger, from 50 up to 120 litres |
| Suitable for samples, such as dumb-bells | Yes | Yes |
| Suitable for products | No | Yes |
| Temperature accuracy in the whole inner space | Yes | Yes |
| Air speed | Fulfils standard requirements | Fulfils standard requirements |
| Air exchanges per hour | 3–20 changes/hour, adjustable with air flow meter, with individual control for each cell | 3–200 changes/hour, adjustable with air flow meter or fixed during production depending on model |
| Numbers of different temperatures | 1–6 (each cell can have their own individual temperature and therefore works as separate ovens) | 1 |
| Numbers of different materials that can be aged simultaneous | 1–6 | 1 (you should not have different materials in the same space, they might interfere with each other). |
| Option for turbulent air flow | Yes, with an additional air stirrer in the bottom of the cells | Yes, EB 26 has a carousel that enables turbulent air flow and higher air speed |

Cabinet ageing ovens

Elastocon's cabinet ovens have excellent temperature stability and distribution achieved by using an inner chamber with a controlled air flow.

These ovens are ideal for ageing finished products and large test pieces of rubber and plastic, which are unsuitable for cell ovens.



The **EB 04-II cabinet oven** has low air speed and a flow meter that can be set between 3 to 20 changes per hour, which meets the requirements in ISO 188 method A. It also performs well inside the apparatus requirements in IEC 60811-401, IEC 60216-4-1 and other equivalent standards.

Both shelves and rods are supplied with these ovens for accommodating most types of samples. The settings are done on the colour touch screen.

All Elastocon ageing ovens have two temperature sensors, one for controlling the temperature and one for indicating the temperature close to the samples.



The air supply for EB 04-II requires external air. Elastocon offers a silent air compressor, EA 01, if compressed air is missing.

EB 04-II can be supplied in two sizes, with 60 or 120 litres useful volume.



The **EB 12-II cabinet oven** has high air speed with laminar flow from bottom to top, and a factory set throttle to give a fixed air exchange rate of 7 (default) or 14 changes per hour, which meets the requirements in ISO 188 method B.

EB 12-II also performs well inside the apparatus requirements in ISO 4577 and DIN 53508 P.6.2. The useful volume is 50 litres.



The option **EB 04IIW** – four pane glass window and a lamp illuminating the inner chamber – can be combined with the option **EB 04-IIDS** – a door sensor that turns off fan and heating when the door is opened.

Both options above are available for the cabinet ageing ovens EB 04-II, EB 12-II and EB 27.

All Elastocon ageing ovens have two temperature instruments, one for controlling the temperature and one for indicating the temperature close to the samples.

Cabinet ageing ovens



In addition to the carousel the EB 26HT cabinet oven is also equipped with a window in the door, lighting inside the chamber and a door sensor that turns off the fan, heating and carousel when the door opens.

The temperature range is +40 °C to +300 °C.

The EB 26HT cabinet oven has high air speed and a fixed air exchange rate of 7 (default) or 14 changes per hour, which meets the requirements in ISO 188 method C.

This oven has a carousel for simple and fast mounting of the samples. The carousel – which rotates during ageing – has room for up to 36 samples. The useful volume is 50 litres.



The EB 27 cabinet oven has 2 flow meters to cover the exchange rates between 3 to 200 changes per hour, but still with low air speed inside the chamber. The oven meets the requirements in ISO 188 method A, IEC 60811-401, IEC 60216-4-1, ASTM D5423 type 1 and 2, ASTM E145 type IIA and ASTM D573. The useful volume is 120 litres.

Rack for ageing ovens, ERACK11

The two lower shelves are extendable and are suited for cell ageing ovens EB 19 or EB 20, and for the discontinued model EB 01-II. The shelves are 1000 × 700 mm, with 600 mm free height between them. They can be pulled out about 75 %, with a maximum weight of 75 kg.

On top is a fixed shelf for ageing cabinets, for a maximum weight of 115 kg. Each section comes pre-assembled (welded). The parts must then be bolted together in place and screwed into the floor and wall, angles are included.

Cell ageing ovens with four or six cells

Elastocon's cell ageing ovens are manufactured in 4 or 6 cell configurations, and are available with multiple (individual) cell controllers.

The cell ageing ovens have a special design with controlled air exchange rate and low air speed, and meet the requirements in ISO 188 method A, IEC 60811-401, IEC 60216-4-3 and DIN 53508 p. 6.4.

Different cell oven models

- EB 19** 4 cells with individual temperature, +40 to +200 °C
- EB 19HT** 4 cells with individual temperature, +40 to +300 °C
- EB 20** 6 cells with individual temperature, +40 to +200 °C
- EB 20HT** 6 cells with individual temperature, +40 to +300 °C
- EB 36** 4 cells with individual temperature, +40 to +200 °C (AS/NZS 1660.2.3:1998)
- EB 37** 4 cells with individual temperature, +40 to +350 °C



The **EB 20** cell oven is equipped with 6 cells, each with individual temperatures and flow meters.



The **EB 19** cell oven is equipped with 4 cells, each with individual flow meters and individual temperatures.



One sample holder per cell is included with the cell ovens.



All ageing ovens are controlled from a colour touch screen.

The **EB 36** cell oven has a stirrer (detail to the right), that stirs the air in the cells with about 60 rpm and meets the standard AS/NZS 1660.2.3:1998.



The **EB 36** stirrer.

Test tube ovens



EB 11-II with 24 test tubes.



EB 28HT with 4 × 6 test tubes and four temperatures.



To the right: Option **EB 11.04** for the test tube ovens – water cooled condensers when testing volatile liquids.

Elastocon's test tube ovens **EB 11-II** and **EB 28HT** are designed for ageing tests according to ASTM D865 *Rubber-Deterioration by Heating in Air (Test Tube Enclosure)*.

The ovens can also be used for testing in liquids according to ASTM D471 and ISO 1817.

All needed glass tubes are included, except for water cooled condensers, **EB 11.04**, which are optional.

Accessories for Elastocon's ageing ovens

Insert for ASTM testing, EB 07.01


The insert EB 07.01 has three test tubes for testing according to ASTM D865 Heat Ageing and ASTM D471 Testing in liquids, and fits EB 19 and EB 20.

The glass tubes can be supplied with a grounded joint for a stopper or for a water cooler.

The glass tube system is also very suitable for testing in liquids according to ISO 1817.

The images on the right show three configurations.

1. ASTM D865 Heat ageing
2. ASTM D471 Liquids with air cooler
(with and without glass tube in the first image)
3. ASTM D471 Liquids with water cooler
(EB 11.04, optional)



Insert for heat stability testing, EB 07.02

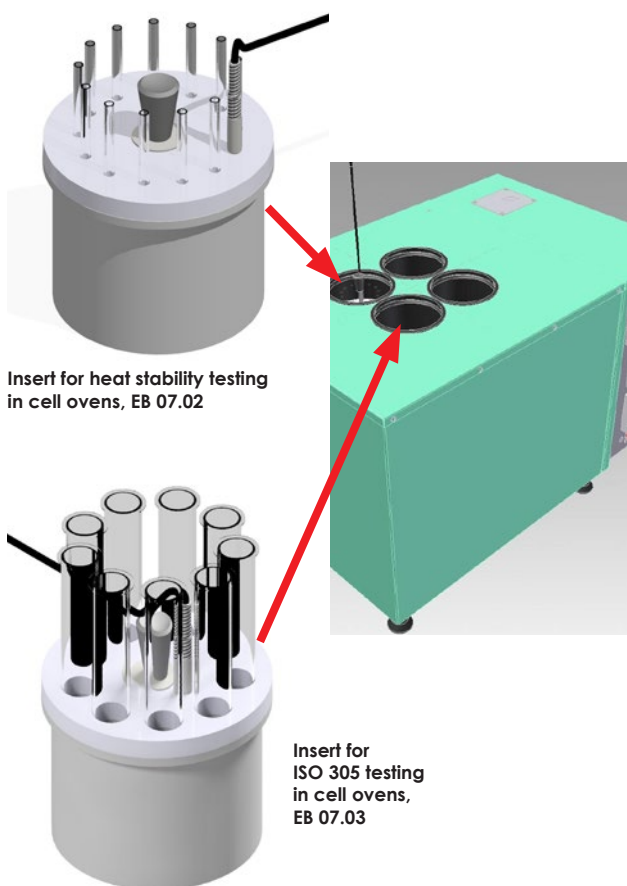
The EB 07.02 is an insert for cell ovens for testing of heat stability of PVC insulations and sheaths for electric and optical fibre cables according to IEC 60811-405.

Insert for ISO 305 testing in cell ovens, EB 07.03

The insert EB 07.03 has nine test tubes for testing in accordance with ISO 305 Method A, using the cell oven for stable temperature instead of oil. A discoloration testing method for determination of thermal stability of poly(vinyl chloride), related chlorine-containing homopolymers and copolymers and their compounds.

The insert fits in the cell ovens EB 19 and EB 20 for use in temperature range +15 °C to +200 °C.

Aluminum cylinders addition are optional. They are used to promote heat transfer and restrict air access to the specimen.



Stand for sample holders, EB 01.01

This stand for cell oven sample holders makes the sample mounting much easier and saves a lot of time.

During mounting of the samples before ageing in a cell oven it might be a little tricky to both hold the sample holder at the same time as the samples are hanged in place. This stand will make it much easier. Place the sample holder in the stand, and you will have both hands free to mount the samples.

The stand is suitable for the sample holders for all Elastocon cell ageing ovens.



Test tube rack, EB 31

Elastocon offers a test tube rack, EB 31, with 15 test tubes included. The rack is perfect for our test tube ovens, or liquid testing in a lab oven.




Compression set rig, EV 03

The **compression set rig EV 03** is used for determination of the compression set characteristics of vulcanized and thermoplastic rubbers at ambient or elevated temperatures according to ISO 815.

The rig consists of two circular polished plates of stainless steel with a central screw and spacer.

Designed to be suitable for holding in a conventional vice to aid sample loading, the rig utilises the minimum of components. Spacers for both small and large test pieces are included.

The EV 03 is suitable for use in Elastocon's cell ageing ovens as well as in standard shelf cabinets. The rigs are placed in the cell ovens with a special lifting tool. One rig can be placed under each sample holder, unless using the optional **support ring EV 03.04**, which can stack up to three EV 03 rigs on top of each other in Elastocon cell ovens.



Tension set rig, EV 04

With the **EV 04 tension set rig**, you can easily perform tension set tests for determining the dimensional changes in test pieces of vulcanized or thermoplastic rubber. The tests can be done during and after tensile loading for relatively short periods under constant elongation according to standard ISO 2285.

The EV 04 Tension set rig is made of stainless steel and can be adjusted from 25 to 100 % extension. It's possible to mount up to 12 samples on every rig.

The rig can easily be mounted on the sample holder of the cell ovens, or can be placed inside the cabinet ovens.

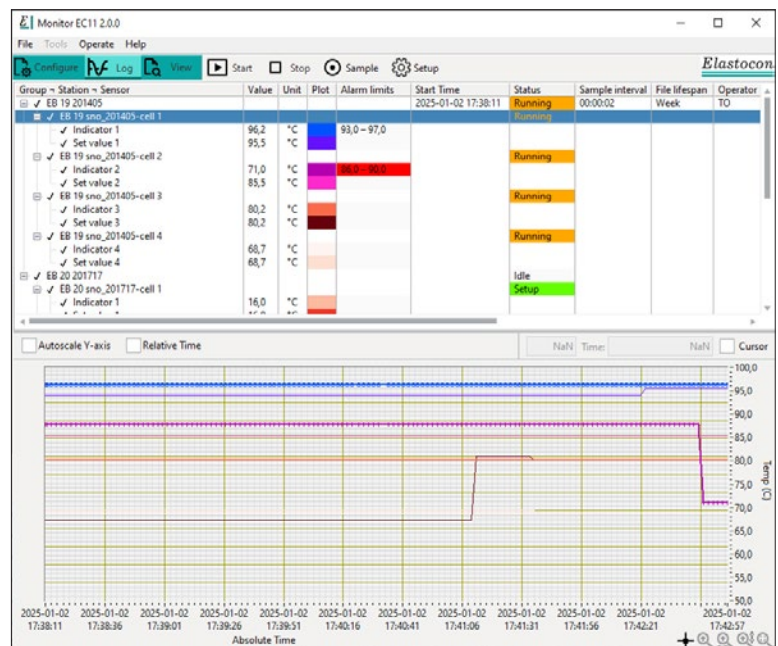
Software for data monitoring, Monitor EC 11

The **EC 11 Monitor application** can monitor and log sensor data from Elastocon ovens equipped with a touch panel as well as other types of sensor amplifiers and data loggers.

In the software it is possible to set alarm limits. The software has three main windows, one to see actual temperature values and corresponding curves, one for comparing historical data and one setting the communication with the amplifiers.

Sensors for temperature, humidity, pressure, displacement, V, mA, etc. are connected to a data box with amplifiers. Each data box can have 1 to 24 inputs for different sensors. One or more data boxes are connected via a network connection to a computer running the Monitor EC 11 software. Several data boxes can be situated in different rooms and be connected to the logging computer via the company network.

EC 11.01 are extra Monitor Viewer licences for making it possible to view the results from any computer in the network.



Technical specifications – Cabinet ageing ovens

| | EB 04-II | EB 12-II |
|--------------------------------------|--|---|
| Temperature range, °C: | +40 to +200 | +40 to +200 |
| HT-version, °C: | +40 to +300 | +40 to +300 |
| Temp. control, +40 to +100 °C, °C: | ± 0,5 | ± 0,5 |
| +101 to +200 °C, °C: | ± 1,0 | ± 1,0 |
| +201 to +300 °C, °C: | ± 1,5 | ± 1,5 |
| Temp. variation in time, °C: | ± 0,25 | ± 0,25 |
| Temp. variation in space, %: | ± 0,5 | ± 1 |
| Temperature sensors: | Pt 100, 1/3 DIN | Pt 100, 1/3 DIN |
| Air speed, m/s: | <0,002 | 1± 0,5 |
| Air changes, changes/hour: | 3 to 20 | 7 (default) or 14* ¹ |
| Useful volume, l: | 60 (120) | 50 |
| Dimensions, inner, w × h × d, mm: | 450 × 450 × 300 (550 × 550 × 400, 120 l) | 450 × 450 × 250 |
| Dimensions, external, w × h × d, mm: | 810 × 720 × 620 (910 × 820 × 720, 120 l) | 810 × 720 × 620 |
| Dimension, window, 4 glass, mm: | 200 × 300 (option) | 200 × 300 (option) |
| Illumination of the inner chamber: | 24 V, 10 W halogen* ² | 24 V, 10 W halogen* ² |
| Sample rod positions: | 15 (24, 120 l) | 15 |
| Sample rods: | 10 (12, 120 l) | 15 |
| Shelf positions: | 3 | – |
| Shelves: | 2 | – |
| Shelves max load (spread), kg: | 18 | – |
| Weight, kg: | 87 (115, 120 l) | 91 |
| Voltage, V/phase/freq: | 220–240/1/50–60 | 220–240/1/50–60 |
| Power, W: | 2 100 (3100, HT 120 l) | 2 200 |
| Connections: | Compressed air | – |
| Standards: | ISO 188 method A, IEC 60811-401, IEC 60216-4-1 | ISO 188 method B, ISO 4577, DIN 53508 P.6.2 |

*¹ preset by manufacturer

*² only available with the window option

Note: EB 04-II needs connection to dry and clean compressed air of 0,5 to 0,7 MPa for the air exchange. The air speed is low and is dependent on the air exchange rate only, as specified in ISO 188, method A and IEC 811.

High and laminar air speed as specified in ISO 188, method B.

Common specifications

- Controlled from a PLC with a colour touch screen.
- Special design with controlled air exchange rate and low or high air speed.
- The casing consists of steel, powder coated in a bluegreen colour.
- The inner chamber is made of stainless steel.
- Temperature controller with 0,1°C setpoint (PLC).
- Solid state relay for safe control.
- Temperature indicator with sensor in the inner chamber.
- Fixed over temperature fuse.
- Cooling channels in the casing for low surface temperature.
- Controlled cooling fan for the electronics cabinet.
- Alarm history.
- Indication of power failure (PLC).
- Test names can be given in the PLC.
- Run-time meter (PLC).
- Countdown timer (PLC).

Optional accessories

- EB 04IIW** Four pane glass window and lamp illuminating the inner chamber
- EB 04IIDS** Door sensor that turns off fan and heating when the door is opened
- EB 04-AP** Access port (*only for EB 04-II, 120 l*)
- EB-P** Ramp function for temperature settings in the PLC
- EA 01** Silent, oil-free air compressor, 105 l/min. Suitable for EB 04-II if compressed air is missing.
- EC 11** Monitor Plus software
- ED 04** Computer, PC
- ED 06** UPS 1000 VA double converter
- Network cable
- EV 03** Compression set rig, according to ISO 815-1
- EV 04** Tension set rig, according to ISO 2285
- ERACK11** Rack for ageing ovens

ELASTOCON reserve the right to modify these specifications in part or in whole.

Technical specifications – Cabinet ageing ovens

| | EB 26HT | EB 27 |
|--------------------------------|---------------------------------|--|
| Temperature range, °C: | +40 to +300 | +40 to +200 |
| Temp. control, | | |
| +40 to +100 °C, °C: | ± 0,5 | ± 0,5 |
| +101 to +200 °C, °C: | ± 1,0 | ± 1,0 |
| +201 to +300 °C, °C: | ± 1,5 | – |
| Temp. variation in time, °C: | ± 0,25 | ± 0,25 |
| Temp. variation in space, %: | ± 1 | ± 0,5 |
| Temperature sensors: | Pt 100, 1/3 DIN | Pt 100, 1/3 DIN |
| No. of temperatures: | 1 | 1 |
| Lag time, s: | – | 800 (ASTM D5423 Type 2) / 620 (ASTM E145 Type IIA) |
| Air speed, m/s: | 0,5 ± 0,25 | 0,001 to 0,02 |
| Air changes, changes/hour: | | |
| +40 to +200 °C, changes/hour: | – | 3 to 200 |
| +201 to +300 °C, changes/hour: | 7 (default) or 14 ^{*1} | – |
| Useful volume, l: | 50 | 120 |
| Dimensions, inner, | | |
| dia × h, mm: | 450 × 450 × 250 | 550 × 550 × 400 |
| Dimensions, external, | | |
| w × h × d, mm: | 875 × 845 × 620 | 910 × 820 × 720 |
| Dimensions, window, | | |
| 4 glass, mm: | 200 × 300 | 200 × 300 (option) |
| Illumination of inner chamber: | 24 V, 10 W halogen | 24 V, 10 W halogen ^{*2} |
| Sample rod positions: | 6 | 24 |
| Sample rods: | 12 | 12 |
| No. of specimen: | 36 | – |
| Shelf position: | – | 3 |
| Shelves: | – | 2 |
| Shelves max load (spread), kg: | – | 18 |
| Weight, kg: | 104 | 115 |
| Voltage, V/phase/freq: | 220–240/1/50–60 | 220–240/1/50–60 |
| Power, W: | 2 200 | 3 100 |
| Connections: | – | Compressed air |
| Standards: | ISO 188 method C | ISO 188 method A, IEC 60811-401, IEC 60216-4-1, ASTM D5423 type 1 and 2, ASTM E145 type IIA, ASTM D573 |

^{*1} preset by manufacturer

^{*2} only available with the window option

Note: EB 27 needs connection to dry and clean compressed air of 0,5 to 0,7 MPa for the air exchanges. The air speed is low and is dependent on the air exchange rate only.

Common specifications

- Controlled from a PLC with a colour touch screen.
- Special design with controlled air exchange rate and low air speed.
- The casing consists of steel, powder coated in a bluegreen colour.
- The inner chamber is made of stainless steel.
- Temperature controller with 0,1°C setpoint (PLC).
- Solid state relay for safe control.
- Temperature indicator with sensor in the inner chamber.
- Fixed over temperature fuse.
- Cooling channels in the casing for low surface temperature.
- Controlled cooling fan for the electronics cabinet.
- Alarm history.
- Indication of power failure (PLC).
- Test names can be given in the PLC.
- Run-time meter (PLC).
- Countdown timer (PLC).

Optional accessories

- EB 04IIW** Four pane glass window and lamp illuminating the inner chamber (*only for EB 27*)
- EB 04IIDS** Door sensor that turns off fan and heating when the door is opened (*only for EB 27*)
- EB-P** Ramp function for temperature settings in the PLC
- EB 04-AP** Access port (*only for EB 27*)
- ED 04** Computer, PC
- ED 06** UPS 1000 VA double converter
- EC 11** Monitor Plus software
- Network cable
- EV 03** Compression set rig, according to ISO 815-1
- EV 04** Tension set rig, according to ISO 2285
- ERACK11** Rack for ageing ovens

ELASTOCON reserve the right to modify these specifications in part or in whole.

Technical specifications – Cell ageing ovens

| | EB 19 | EB 20 | EB 37 |
|--------------------------------------|---|---|---|
| Temperature range, °C: | +40 to +200 | +40 to +200 | +40 to +350 |
| HT-version, °C: | +40 to +300 | +40 to +300 | – |
| Temp. control, +40 to +100 °C, °C: | ± 0,5 | ± 0,5 | ± 0,5 |
| +101 to +200 °C, °C: | ± 1,0 | ± 1,0 | ± 1,0 |
| +201 to +300 °C, °C: | ± 1,5 | ± 1,5 | ± 1,5 |
| +301 to +350 °C, °C: | – | – | ± 2,0 |
| Temp. variation in time, °C: | ± 0,25 | ± 0,25 | ± 0,25 |
| Temp. variation in space, %: | ± 0,5 | ± 0,5 | ± 0,5 |
| Temperature sensors: | Pt 100, 1/3 DIN | Pt 100, 1/3 DIN | Pt 100, 1/3 DIN |
| No. of temperatures: | 4 | 6 | 4 |
| No. of cells: | 4 | 6 | 4 |
| Air speed, m/s: | <0,002 | <0,002 | <0,002 |
| Air changes, changes/hour: | 3 to 20 | 3 to 20 | 3 to 20 |
| Useful volume, l: | 4 × 2,4 | 6 × 2,4 | 4 × 2,4 |
| Dimensions, inner, dia × h, mm: | 100 × 300 | 100 × 300 | 100 × 300 |
| Dimensions, external, w × h × d, mm: | 760 × 500 × 510 | 960 × 500 × 510 | 960 × 500 × 510 |
| Weight, kg: | 55 | 74 | ~60 |
| Voltage, V/phase/freq: | 220–240/1/50 (110–120/1/60) | 220–240/1/50 (110–120/1/60) | 220–240/1/50 (110–120/1/60) |
| Power, W: | 900 | 1300 | 900 |
| Standards: | ISO 188 method A, IEC 60811-401, IEC 60216-4-3, DIN 53508 p. 6.4 | ISO 188 method A, IEC 60811-401, IEC 60216-4-3, DIN 53508 p. 6.4 | ISO 188 method A, IEC 60811-401, IEC 60216-4-3, DIN 53508 p. 6.4 |

Common specifications

- Controlled from a PLC with a colour touch screen.
- Special design with controlled air exchange rate and low air speed.
- The casing consists of steel, powder coated in a bluegreen colour.
- The inner cells are made of aluminium.
- Temperature controller with 0,1°C set point (PLC).
- Temperature indicator with sensor in each cell (PLC).
- Fixed over temperature fuse.
- Flowmeters with needle valves, for setting the air exchange rate.
- The air speed is low and is dependent on the air exchange rate only, as specified in ISO 188 method A and IEC 811.
- Alarm for low air pressure (PLC).
- Built in air pump.
- Cooling channels in the casing for low surface temperature.
- Temperature controlled cooling fan for the electronics cabinet.
- Indication of power failure (PLC).
- Run-time meter (PLC).
- Countdown timer (PLC).
- Microfilter for the air which removes 99,99 % of all particles over 0,1 µm.
- EB 19 and EB 20 also available as high temperature versions up to 300 °C.

Optional accessories

- EB-P** Ramp function for temperature settings in the PLC
- EC 11** Monitor Plus software
- ED 04** Computer, PC
- ED 06** UPS 1000 VA double converte
- Network cable
- EB 01.01** Stand to support the sample holder for cell ageing ovens while mounting test pieces for ageing
- EB 07.01** Insert with three test tubes for testing according to ASTM D865 Heat ageing and ASTM D471 Testing in liquids. Fits EB 19 and EB 20.
- EB 07.02** Insert for cell ovens for testing of heat stability of PVC according to IEC 60811-405
- EB 07.03** Insert for ISO 305 Method A testing in cell ovens
- EV 03** Compression set rig, according to ISO 815-1
- EV 04** Tension set rig according to ISO 2285
- ERACK11** Rack for ageing ovens

Examples of temperature combinations between cells with individual temperature, °C:

| | | | | | |
|------------------|------------------|------------------|------------------|------------------|------------------|
| Cell no 3 40 | Cell no 4 70 | Cell no 3 50 | Cell no 4 70 | Cell no 3 60 | Cell no 4 200 |
| Cell no 1 100 | Cell no 2 200 | Cell no 1 200 | Cell no 2 200 | Cell no 1 200 | Cell no 2 200 |

ELASTOCON reserve the right to modify these specifications in part or in whole.

Technical specifications – Cell ageing oven

EB 36

| | |
|--------------------------------------|-----------------|
| Temperature range, °C: | +40 to +200 |
| Temp. control, +40 to +100 °C, °C: | ± 0,5 |
| +101 to +200 °C, °C: | ± 1,0 |
| Temp. variation in time, °C: | ± 0,25 |
| Temp. variation in space, %: | ± 0,5 |
| Temperature sensors: | Pt 100, 1/3 DIN |
| No. of temperatures: | 4 |
| No. of cells: | 4 |
| Paddle speed, rpm: | 60 |
| Air flow, m ³ /h: | 0,25 ± 0,025 |
| Useful volume, l: | 4 × 2,4 |
| Dimensions, inner, dia × h, mm: | 100 × 300 |
| Dimensions, external, w × h × d, mm: | 760 × 620 × 510 |
| Weight, kg: | 58 |
| Voltage, V/phase/freq: | 220–240/1/50 |
| Power, W: | 900 |
| Standards: | AS-NZS 1660.2.3 |

Common specifications

- A stirrer stirs the air in the cells with about 60 rpm and meets the standard AS/NZS 1660.2.3:1998
- Controlled from a PLC with a colour touch screen.
- Special design with controlled air flow rate.
- The casing consists of steel, powder coated in a bluegreen colour.
- The inner cells are made of aluminium.
- Temperature controller with 0,1°C set point (PLC).
- Temperature indicator with sensor in each cell (PLC).
- Fixed over temperature fuse.
- Flowmeters with needle valves, for setting the airflow rate.
- Alarm for low air pressure (PLC).
- Cooling channels in the casing for low surface temperature.
- Temperature controlled cooling fan for the electronics cabinet.
- Indication of power failure (PLC).
- Run-time meter (PLC).
- Countdown timer (PLC).
- Microfilter for the air which removes all particles over 0,01 µm.

Optional accessories

| | |
|--------------|---|
| EB-P | Ramp function for temperature settings in the PLC |
| EC 11 | Monitor Plus software |
| ED 04 | Computer, PC |
| ED 06 | UPS 1000 VA double converte |
| – | Network cable |

Technical specifications – Test tube ovens

| | EB 11-II | EB 28HT |
|---|--------------------------------------|--------------------------------------|
| Temperature range, °C: | +40 to +200 | +40 to +300 |
| Temp. control, | | |
| +40 to +100 °C, °C: | ± 1,0 | ± 1,0 |
| +101 to +200 °C, °C: | ± 2,0 | ± 2,0 |
| +201 to +300 °C, °C: | – | ± 3,0 |
| Temp. variation in time, °C: | ± 0,5 | ± 0,5 |
| Temp. variation in space, %: | ± 0,5 | ± 0,5 |
| Temperature sensors: | Pt 100, 1/3 DIN | Pt 100, 1/3 DIN |
| No. of temperatures: | 1 | 4 |
| Test Tubes: | 24 | 4 × 6 |
| Test Tube-dimensions dia × h, mm: | 38 × 300 | 38 × 300 |
| Dimensions, external, w × h × d, mm: | 760 × 820 × 510 | 760 × 820 × 510 |
| Weight, kg: | 88 | 70 |
| Voltage, V/phase/freq: | 220–240/1/50 (110–120/1/60) | 220–240/1/50 (110–120/1/60) |
| Power, W: | 900 | 900 |
| Standards: | ASTM D865, ASTM D471, ISO 1817 | ASTM D865, ASTM D471, ISO 1817 |

Common specifications

- The ovens are controlled from a PLC (with a colour touch screen).
- The casing consists of steel, powder coated in a bluegreen colour.
- The inner chamber is made of stainless steel.
- Temperature controller with 0,1°C setpoint (PLC).
- Solid state relay for safe control.
- Temperature indicator with sensor in one test tube (EB 11-II), four test tubes (EB 28).
- Fixed over temperature fuse.
- Cooling channels in the casing for low surface temperature.
- Controlled cooling fan for the electronics cabinet.
- Alarm history.
- Indication of power failure.
- Test names can be given in the PLC.
- Run-time meter (PLC).
- Count up and down time (PLC).

Included accessories (EB 11-II/EB 28HT)

- EB 11.01** Glass tubes for ageing (24 pcs)
- EB 11.02.3** Glass tubes for ASTM D865 (24 pcs) including the corks: EB 11.02.2 (1 pc/4 pcs), and EB 11.02.1 (23 pcs/20 pcs)
- EB 11.02.6** Glass tubes for ASTM D471 (24 pcs) including the corks: EB 11.02.5 (1 pc/4 pcs) and EB 11.02.4 (23 pcs/20 pcs)
- EB 11.03** Ceramic beads (50 pcs)
- Tools** such as a stylus pen for the instrument touch screen
- Accredited calibration** including certificate
- Manual** in English

Optional accessories

- ED 04** Computer, PC
- ED 06** UPS 1000 VA double converter
- EC 11** Monitor Plus software
- Network cable
- EB 11.04** Water cooled condensers when testing volatile liquids.
- EB 31** Test tube rack with room for 15 test tubes



Water cooled condenser EB 11.04

ELASTOCON reserve the right to modify these specifications in part or in whole.

Important recommendations for all instruments!

For the best performance of the instrument, we recommend the following working environment:

- Standard laboratory temperature of either 23 °C ± 2° or 27 °C ± 2°.
- Humidity not more than 90 % RH – non condensing.
- For long term logging instruments secure the power to the computer with a double converting UPS, for reducing electrical disturbances and power failure (ask Elastocon for recommendations or quotation).
- Other environmental aspects: Pollution degree 2 – Laboratory environment

Technical specifications

ERACK11

| | |
|--------------------------------------|-------------|
| Dimensions, shelves, w × d, mm: | 1 000 × 700 |
| Height between shelves, mm: | 600 |
| Extendability of shelves, %: | 75 |
| Max load for extendable shelves, kg: | 75 |
| Max load for fixed top shelf, kg: | 115 |

Each section comes pre-assembled (welded). The parts must then be bolted together in place and screwed into the floor and wall, angles are included.

The two lower extendable shelves are suited for cell ageing ovens EB 19 or EB 20. Fixed top shelf is suited for ageing cabinets.

Compression set rig, EV 03

| | |
|--------------------|-----------------|
| Diameter, mm: | 98 |
| Height, mm: | 65 |
| Screw, M: | 10 |
| Weight, kg: | 1,8 |
| Material: | Stainless steel |
| Specimen capacity: | |
| Large, dia 29 mm: | 3 |
| Small, dia 13 mm: | 12 |
| Spacers, mm: | 4,72 9,38 |

The **EV 03 compression set rig** is suitable for use in the Elastocon cell ovens as well as in standard shelf cabinets, according to ISO 815.

Designed to be suitable for holding in a conventional vice to aid sample loading, the rig utilises a minimum of components. The rig consists of two circular polished plates of stainless steel with a central screw and spacer. Spacers for both small and large test pieces are included.

The rigs are placed in the cell ovens with a special lifting tool. One rig can be placed under each sample holder.

Optional accessories for EV 03

Spacer set EV03.01

The set includes the following spacers, these can be combined to produce spacers from 1 to 11,5 mm at 0,5 mm interval.

| |
|---------------|
| 1 pc 1,00 mm |
| 1 pc 1,50 mm |
| 2 pcs 2,00 mm |
| 1 pc 5,00 mm |

Lifting tool EV 03.02

To place the rig in a cell oven.

Spacer set, EV 03.03

The set includes the following spacers, these can be combined to produce spacers from 1 to 11,9 mm at 0,1 mm interval.

| |
|--------------------|
| 1 pc 1,00 mm |
| 9 pcs 1,10–1,90 mm |
| 2 pcs 2,00 mm |
| 1 pc 5,00 mm |

Support ring, EV 03.04

The support ring EV 03.04 is used when stacking EV 03 rigs. For use in Elastocon cell ovens to stack up to three rigs on top of each other.

Tension set rig, EV 04

Tension Set Rig EV 04 according to ISO 2285.

The rig is made of stainless steel and can be adjusted from 25 to 100 % extension.

The rig can easily be mounted on the sample holder of Elastocon cell ovens, as well as in standard shelf cabinets.

Water cooled condensor, EB 11.04

If the optional water-cooled condensers EB 11.04 have been included in the purchase those are mounted instead of the long glass tube in the corks EB 11.04.1 and cork EB 11.04.2 (with hole for temperature sensors). These corks have already a small glassocket mounted.

The silicone hoses should be connected to tap water and to a drain to enable the circulation of the cooling water. Put the inlet on the upper connection and the outlet on the lower connection.

Technical specifications

Insert for ASTM, EB 07.01

The insert **EB 07.01** fits EB 19 and EB 20 and has three test tubes for testing according to ASTM D865 Heat Ageing and ASTM D471 Testing in liquids.

Included accessories for EB 07.01:

EB 11.01 Glass tubes for ageing (3 pcs)

EB 11.02.3 Glass tubes for ASTM D865 (3 pcs) including the corks: EB 11.02.2 (1 pc) and EB 11.02.1 (2 pcs)

EB 11.02.6 Glass tubes for ASTM D471 (3 pcs) including the corks: EB 11.02.5 (1 pc) and EB 11.02.4 (2 pcs)

EB 11.03 Ceramid beads (6 pcs)

Insert for heat stability test, EB 07.02

The **EB 07.02** fits EB 19 and EB 20 and is an insert for testing of heat stability of PVC insulations and sheaths for electric and optical fibre cables according to IEC 60811-405.

Insert for ISO 305 testing, EB 07.03

The insert **EB 07.03** has nine test tubes for testing in accordance with ISO 305 Method A, using the cell oven for stable temperature instead of oil.

The insert fits in the cell ovens EB 19 and EB 20 for use in temperature range +15 °C to +200 °C.

Aluminum cylinders addition are optional. They are used to promote heat transfer and restrict air access to the specimen.

Information about ageing of polymers

Durability testing

The durability of polymer materials is affected by a number of environmental factors in combination with the mechanical stresses that are caused by the use of the product itself.

Influencing factors

It was well known from an early stage in the development of polymer materials that factors like heat, sunlight, oxygen in air and humidity in general accelerate the degradation of rubber. Mechanical loads, erosion, impurities, microorganisms and other special influences occur depending on the application of the material.

Accelerated ageing

Normally there is no time to wait for a test under real conditions. It could in actual fact take decades to get the natural results. Accelerated ageing is therefore used. This means the factors that cause natural ageing are reinforced. This could take place both outdoors – in a desert or tropical rain forest – and indoors in ovens, climate chambers or weather simulators.

Unfortunately this is often done with no proper critical analysis. The ageing process is accelerated far too much. The material is literally grilled. The accelerating ageing process then becomes completely different from the natural process. The result is incorrect predictions of the actual durability.

The philosophy of ageing processes

The functional environment must first of all be carefully analysed, so that the most important degradation factors in each application are identified. Using the available knowledge, it is then determined how far the acceleration can be taken.

The available knowledge and facts are seldom sufficient in order to determine the maximum permissible acceleration or to translate the results into an exact number of years under real conditions.

The acceleration has therefore to be carried out in moderation and using rules of thumb.

If durability testing is to be carried out seriously, long testing times – a year is not uncommon – must be expected. It is surely always better to wait a long time for a more correct result than to get an incorrect one quickly.

What to remember about the ageing process

In all ageing processes it is especially important to keep a constant temperature and in certain cases a constant relative humidity in air. This is because the speed of a chemical reaction is roughly doubled for a temperature increase of 10 °C – and ageing is in most cases a chemical reaction.

Normally, the highest deviation of ± 1 °C is allowed. In all ageing, and especially for long testing times (up to a year and more can occur), it is extremely important to be sure that the temperature has been maintained within the permitted tolerance during the whole testing procedure.

Another important factor is the flow of air. During the ageing process, the oxygen in the air is used up and degradation products are formed. In order to make the testing reproducible, the oxygen concentration must be kept at a constant level, and the degradation products ventilated off. In order to meet these requirements, the air must be changed between 3 and 10 times per hour. The device must therefore be equipped with an air supply and flow meters. The air speed must also be low otherwise the oxidation rate can increase and Plasticisers and antioxidants be ventilated off.

Ageing polymer

When rubber materials ages with time, this normally show it in increased stiffness and reduced elongation. Easily oxidised materials, as for example natural rubber, become softer for longer ageing times.

When a rubber material ages, among other things, the following reactions take place:

- a) **Oxidative degradation**, caused by oxygen, which creates breaks in the polymer chain.
- b) **Thermal degradation**, caused by thermal movements in the polymer chains, which cause breaks in the polymer chain.
- c) **Additional cross-linking** caused by the remains of curing agents. In curing systems with high sulphur content, polysulphide and disulphide links can break up and form new crosslinks of the di- and monosulfide type.

The changes in a polymer material when ageing can be examined by testing for several properties. The most common way to test the effect of ageing on a rubber material is to do a tensile test and measure the change in hardness.

The total ageing effects are most apparent in the decrease in elongation at break. The additional cross-linking is most apparent in the increase in hardness and increase in tensile strength.

Elastocon[®]

Elastocon AB

Tvinnargatan 25 • SE-507 30 Brämhult • Sweden
Phone: +46 33 323 39 00 • E-mail: info@elastocon.se
www.elastocon.com